



## **Universal Thule® and Yakima® Mounting Brackets**

**Part#29206**

*Fits 6" high Wilderness Racks*

### **Parts List**

- 4-Inside Mounting Brackets(6")
- 4-Outside Brackets(6")
- 4-Lower Brackets
- 8-5/16 x 2 Carriage Bolts
- 8-5/16 x 1 ½ Carriage Bolts
- 16-5/16 SAE Flatwashers
- 16-5/16 Nylon Locknuts

### **Installation Instructions**

1. The Wilderness mounting brackets are designed to bolt onto the roof rack sides and are adjustable along the roof rack side, as shown in figure 1. The Thule® or Yakima® crossbars may have to be adjusted to fit the roof rack spacing requirements.
2. Figures 2 and 3 illustrate the proper way Thule® or Yakima® crossbars fit Wilderness brackets.
3. When mounting a Wilderness roof rack to either a Thule® or Yakima® crossbar system, use figure 4 for installation assembly. The inside mounting bracket can be positioned inside or outside, as shown in figure 4.
4. When mounting a Thule® or Yakima® crossbar system to an existing Wilderness rack, use figure 5 for installation instructions. You can also reverse the inside mounting bracket, as shown in figure 4.
5. Align and tighten all mounting hardware.

ILLUSTRATIONS FOR WILDERNESS KITS PART#'S 29204 & 29206

ROOF RACK ENDS

FIGURE 1

ROOF RACK ENDS

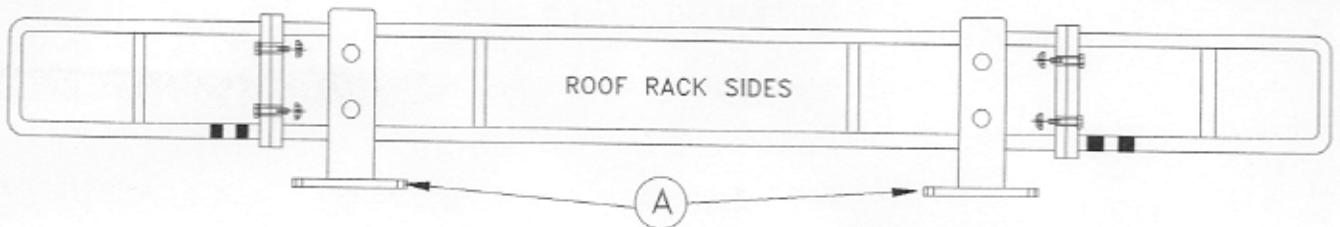


FIGURE 2

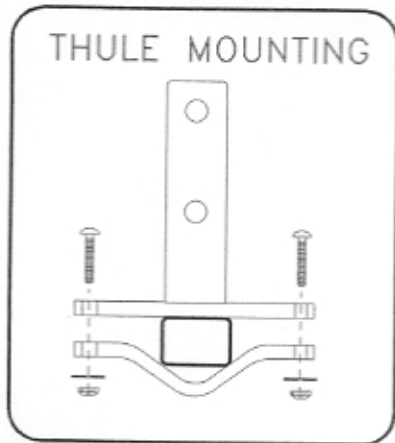


FIGURE 3

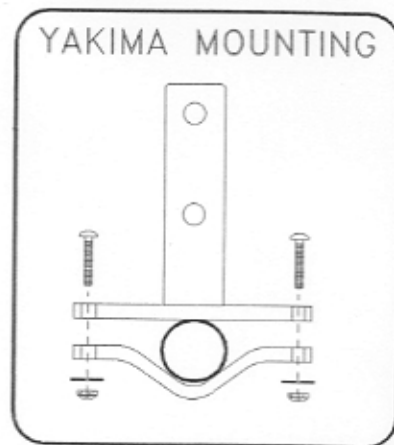


FIGURE 4

FIGURE 5

